

Metal ButtonΦ12

Quality as the root · Service as the base



YJ-GQ12 Series Metal Button

GENERAL

1. Installation dimensions: Φ12mm.
2. Head shape: spherical、flat round、high round.
3. Wiring mode: screw terminal、pin terminal.
4. Operation: momentary、maintained.
5. Contact: 1NO.
6. The material of Keypad: stainless steel.
7. The material of shell: chrome plating of brass、stainless steel、aluminum alloy plating.
8. The material of base: PA66.

SPECIFICATION

Operating temperature	-25°C~ +55°C (Ice free)
Operating humidity	45-85%RH
Insulation resistance	≥1000MΩ
Dielectric strength	1500VAC/50Hz/60s
Vibration resistance	50Hz,Amplitude 1.2mm
Shock resistance	> 10g
Solder heat resistance	when 320°C(or 30W electric iron),no more than 3 seconds

LAMP SPECIFICATIONS

Lamp type	Two-way LED lamp	
Rated voltage	AC/DC 3V	AC/DC 6V
	AC/DC 12V	AC/DC 24V
	AC/DC 36V	AC/DC 48V
	AC/DC 110V	AC/DC 220V
Lamp color	R ● G ● Y ● B ● W ○	
Life	≥40000h	
Note: 48V or above 48V, need external resistance		

CONTACT DESCRIPTION

Type	1NO
Diagram	
Sign	
Note	Double break-points with two terminals slow contact switch

IMPLICATION OF TYPE

YJ-GQ12□	★	-○	▲/	■/	☆	△	○
Code of series□: No letters : spherical type B:flat type	Head shape: B: spherical F: flat round H: high round	Contact: 10: 1NO	Operation: No letters : momentary Z:maintained E:momentary with ring lamp EZ:maintained with ring lamp EP:momentary with ring lamp and luminous power logo EZP:maintained with ring lamp and luminous power logo	Wiring mode: No letters : screw terminal J: pin terminal	Shell material: N:chrome plating of brass S:stainless steel	Lamp voltage: 3V 6V 12V 24V 36V 48V 110V 220V	Color : R G Y B W

Note: the above table is only for model explanation, and some model combinations have no actual products. See the following figure for specific products.

PRODUCT SELECTION

☆ shell material N: Chrome plating of brass / S: Stainless steel

Picture	Operation	Model	Shape Dimensions
	Spherical, momentary	YJ-GQ12B-10/☆	

SWITCH RATING

Rated voltage(Ue)		12V	24V	110V	220V	
Rated current (Ie)	AC-15 50/60Hz	Resistive load	5A	5A	3A	3A
		Inductive load	3A	3A	2A	2A
	DC-13	Resistive load	1A	1A	0.2A	0.1A
		Inductive load	0.5A	0.5A	-	-


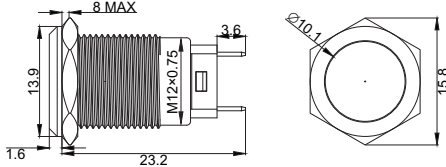

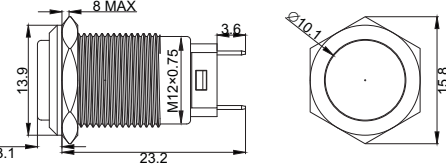

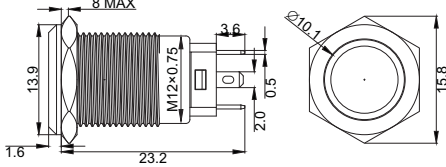

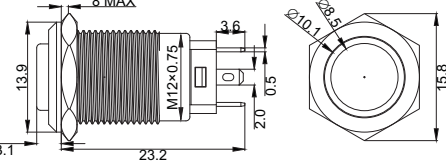

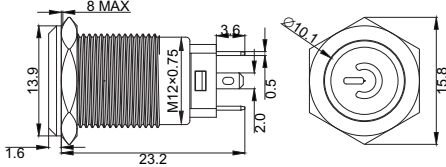
PARAMETER

- Switch rating: 250V/3A
- IP Degree: IP65
- Mechanical life: ≥1,000,000times
- Electrical life: ≥200,000times
- Wiring mode: screw terminal
- Nut torque: about 0.3Nm
- Operation stroke: about 2mm
- Operating pressure: about 5N

Metal Button $\Phi 12$

YJ-GQ12 Series Metal Button

PRODUCT SELECTION

Picture	Operation	Model	Shape Dimensions
	Flat, momentary	YJ-GQ12BF-10/J/☆	
	Flat, maintained	YJ-GQ12BF-10Z/J/☆	
	High, momentary	YJ-GQ12BH-10/J/☆	
	High, maintained	YJ-GQ12BH-10Z/J/☆	
	Flat, ring lamp, momentary	YJ-GQ12BF-10E/J/☆△○	
	Flat, ring lamp, maintained	YJ-GQ12BF-10EZ/J/☆△○	
	High, ring lamp, momentary	YJ-GQ12BH-10E/J/☆△○	
	High, ring lamp, maintained	YJ-GQ12BH-10EZ/J/☆△○	
	Flat, ring lamp with luminous power logo, momentary	YJ-GQ12BF-10EP/J/☆△○	
	Flat, ring lamp with luminous power logo, maintained	YJ-GQ12BF-10EZP/J/☆△○	

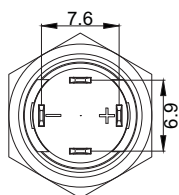
SWITCH RATING

Rated voltage(Ue)		12V	24V	110V	220V
Rated current (Ie)	AC-15 50/60Hz	Resistive load 3A	3A	1.5A	1A
		Inductive load -	-	-	-
	DC-13	Resistive load 0.5A	0.5A	0.2A	0.1A
		Inductive load -	-	-	-

PARAMETER

- Switch rating: 250V/3A
- IP Degree: IP65
- Mechanical life: $\geq 500,000$ times
- Electrical life: $\geq 100,000$ times
- Wiring mode: pin terminal(2 \times 0.5mm)
- Nut torque: about 0.6Nm
- Operation stroke: about 2.3mm
- Operating pressure: about 5N

CONTACT DESCRIPTION



+/- is LED terminals, The LED have no difference of anode and cathode. The lamp and switch are relatively independent and can use switch or peripheral circuit to control the lamp state.