


Button Switch $\Phi 22$ 、25、30

Quality as the root · Service as the base



YJ139-LAY37 Series Button Switch



SWITCH RATING

Rated insulation voltage(Ui)		440V					
Thermal current(Ith)		10A					
Rated voltage(Ue)		24V	48V	110V	220V	380V	
Rated current (Ie)	AC-15 50/60Hz	Resistive load	10A	-	10A	10A	-
		Inductive load	10A	-	6A	3A	2A
	DC-13	Resistive load	8A	4A	2.2A	1.1A	-
		Inductive load	6A	2A	1.2A	0.6A	-
Contact Material		Silver alloy					

Minimum adaptive load: 3V AC/DC 5mA (reference value) (The scope of usage depends on the usage environment and load type)

LAMP SPECIFICATIONS

Lamp type	Two-way LED lamp		
Rated voltage	AC/DC 6V	AC/DC 12V	AC/DC 24V
	AC/DC 36V	AC/DC 48V	AC/DC 110V
	AC/DC 220V	AC/DC 380V	
	AC 110V	AC 220V	AC 380V
Lamp color	R ● G ● Y ● B ● W ○		
Life	≥40000h		

GENERAL

1. Installation dimensions: regular $\Phi 22$ mm, customized $\Phi 25$ or $\Phi 30$ mm.
2. Function: momentary, maintained, illuminated button, selector switch, key-lock selector switch, emergency, mushroom.
3. The contact is a self-cleaning flat pressing slow action structure; The switch base can be assembled by building blocks, and can combine up to 8 switch elements according to requirements, which can meet the requirements of various specific control circuits.
4. Contact combination: 1NO1NC/2NO/2NC/1NO/1NC.
5. IP degree: IP40.

SPECIFICATION

Operating temperature	-25°C~+55°C(Ice free)	
Operating humidity	45~85%RH	
Contact resistance	≤50mΩ	
Insulation resistance	≥100MΩ	
Dielectric strength	1890VAC/50Hz/60s	
Vibration resistance	50Hz, Amplitude 1.0mm	
Shock resistance	> 10g	
Mechanical life	momentary	≥2,000,000 times
	maintained, selector switch	≥1,000,000 times
	key-lock selector switch, emergency	≥500,000 times
Electrical life	≥200,000 times	
Terminal	Screw connection, wire diameter: 2×1.5mm Largest insert terminal: 6.3×0.8mm	

IMPLICATION OF TYPE


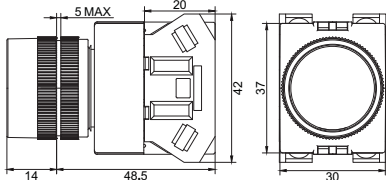

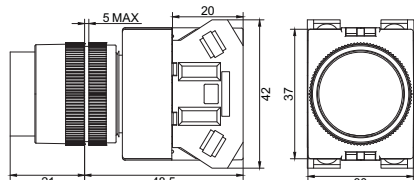

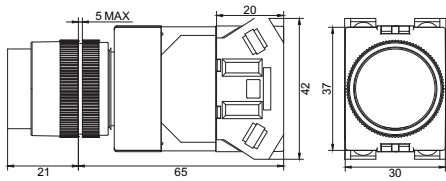

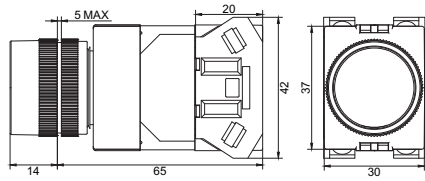

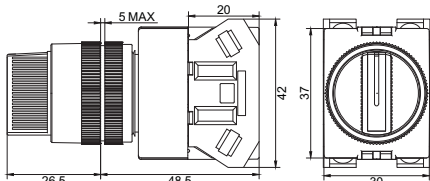

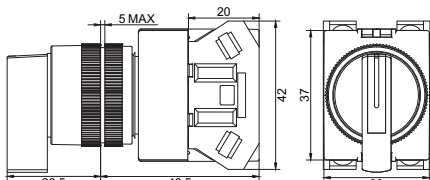
□ YJ139-LAY37-	⊙	■/	□	△	○
Code of series □ Installation dimensions: No letters: $\Phi 22$ $\Phi 25$: 25mm $\Phi 30$: 30mm	Contact: 11: 1NO1NC 20: 2NO 02: 2NC 10: 1NO 01: 1NC 22: 2NO2NC 40: 4NO NO and NC contacts can be combined as required	Operating type: BN: flat momentary BNZS: flat maintained DN: illuminated momentary DNZS: illuminated maintained GN: high momentary GNZS: high maintained M: mushroom momentary MZS: mushroom maintained MD: mushroom illuminated momentary MZSD: mushroom illuminated maintained ZS: emergency X: selector switch XB: long handle selector switch XD: illuminated selector switch Y: key-lock selector switch SLC: signal lamp	Work position of selector switch: 21: 2 position maintained 22: 2 position momentary 31: 3 position maintained 33: 3 position momentary	Lamp voltage: AC/DC 6V AC/DC 12V AC/DC 24V AC/DC 36V AC/DC 48V AC/DC 110V AC/DC 220V AC/DC 380V AC 110V AC 220V AC 380V	Color: ● R ● G ● Y ● B ○ W ● BL

Note: the above table is only for model explanation, and some model combinations have no actual products. See the following figure for specific products.

Button Switch $\Phi 22$ 、25、30

YJ139-LAY37 Series Button Switch




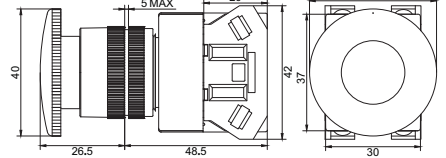

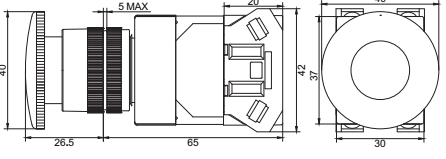

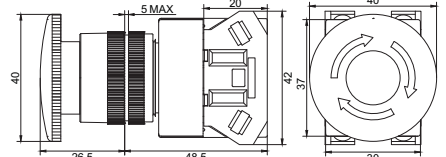

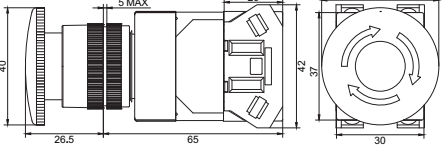

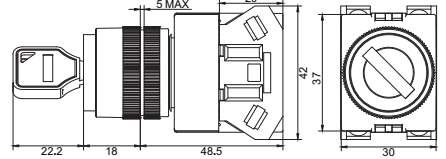

PRODUCT SELECTION (The following models are conventional models. Please consult other models for special requirements)

Picture	Operation	Model	Shape Dimensions
	Flat momentary	YJ139-LAY37-11BN \circ	
	Flat maintained	YJ139-LAY37-11BNZS \circ	
	High momentary	YJ139-LAY37-11GN \circ	
	High maintained	YJ139-LAY37-11GNZS \circ	
	High illuminated momentary	YJ139-LAY37-11DN Δ \circ	
	High illuminated maintained	YJ139-LAY37-11DNZS Δ \circ	
	Flat illuminated momentary	YJ139-LAY37-11DN/P Δ \circ	
	Flat illuminated maintained	YJ139-LAY37-11DNZS/P Δ \circ	
	2 position maintained selector switch	YJ139-LAY37-11X/21	Default black, selective Color \circ : R G Y 
	2 position momentary selector switch	YJ139-LAY37-11X/22	
	3 position maintained selector switch	YJ139-LAY37-20X/31	
	3 position momentary selector switch	YJ139-LAY37-20X/33	
	Long handle 2 position maintained selector switch	YJ139-LAY37-11XB/21	Default black, selective Color \circ : R G Y 
	Long handle 2 position momentary selector switch	YJ139-LAY37-11XB/22	
	Long handle 3 position maintained selector switch	YJ139-LAY37-20XB/31	
	Long handle 3 position momentary selector switch	YJ139-LAY37-20XB/33	

Button Switch $\Phi 22$ 、25、30

YJ139-LAY37 Series Button Switch

PRODUCT SELECTION (The following models are conventional models. Please consult other models for special requirements)

Picture	Operation	Model	Shape Dimensions
	2 position maintained illuminated selector switch	YJ139-LAY37-11XD/21 Δ ○	
	2 position momentary illuminated selector switch	YJ139-LAY37-11XD/22 Δ ○	
	3 position maintained illuminated selector switch	YJ139-LAY37-20XD/31 Δ ○	
	3 position momentary illuminated selector switch	YJ139-LAY37-20XD/33 Δ ○	
	Mushroom momentary	YJ139-LAY37-11M○	Selective Color○: R G Y 
	Mushroom maintained	YJ139-LAY37-11MZS○	
	Mushroom illuminated momentary	YJ139-LAY37-11MD Δ ○	Selective Color○: R G Y 
	Mushroom illuminated maintained	YJ139-LAY37-11MZSD Δ ○	
	Emergency	YJ139-LAY37-11ZS	Selective Color○: R G 
	Illuminated emergency	YJ139-LAY37-11ZSD Δ ○	Selective Color○: R G 
	2 position maintained key-lock selector switch	YJ139-LAY37-11Y/21	
	2 position momentary key-lock selector switch	YJ139-LAY37-11Y/22	
	3 position maintained key-lock selector switch	YJ139-LAY37-20Y/31	
	3 position momentary key-lock selector switch	YJ139-LAY37-20Y/33	
	Signal lamp	YJ139-LAY37-SLC Δ ○	