

# Button Switch $\Phi 22$

Quality as the root · Service as the base



## LA36MA Series Of Metal Coil Button Switch

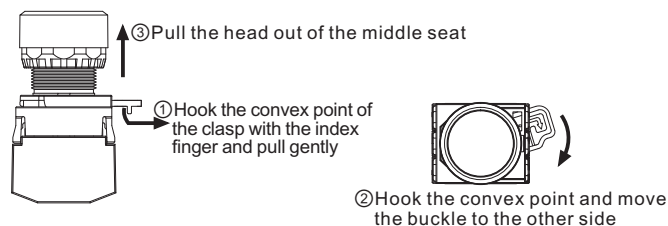


### GENERAL

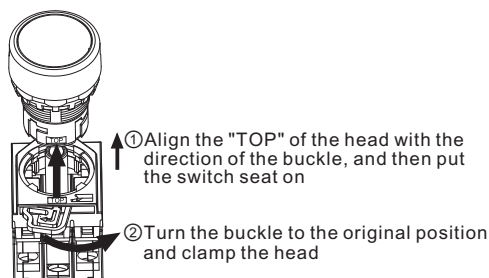
1. This series of products can be used for high frequency operation equipment, operating part and middle connection adopt convenient and quick installation way. It can be used under every terrible condition because of the lock, fall and vibration resistance.
2. The contact is a self-cleaning flat pressing slow action structure; It can ensure the power on sensitivity and operation life of high frequency operation, and can meet the requirements of a variety of specific control circuits.
3. Installation dimensions:  $\Phi 22$ mm.
4. Function: momentary, maintained, illuminated button, selector switch, key-lock selector switch, emergency, mushroom.
5. Contact combination: 1NO/1NC, contacts can be combined as required.
6. IP degree: IP40.

### DISASSEMBLY AND INSTALLATION

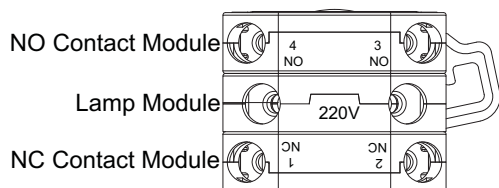
#### 1. Disassembly steps



#### 2. Installation steps



### CONTACT DESCRIPTION



### SPECIFICATION

Operating temperature	-25°C~+55°C(Ice free)	
Operating humidity	45~85%RH	
Contact resistance	$\leq 50\text{m}\Omega$	
Insulation resistance	$\geq 100\text{M}\Omega$	
Dielectric strength	1890VAC/50Hz/60s	
Vibration resistance	50Hz, Amplitude 1.0mm	
Shock resistance	$> 10\text{g}$	
Mechanical life	momentary	$\geq 2,000,000$ times
	maintained, selector switch	$\geq 1,000,000$ times
	key-lock selector switch, emergency	$\geq 500,000$ times
Electrical life	$\geq 200,000$ times	

### SWITCH RATING

Rated insulation voltage(Ui)		660V					
Thermal current(Ith)		10A					
Rated voltage(Ue)		24V	48V	110V	220V	380V	
Rated current (Ie)	AC-15 50/60Hz	Resistive load	10A	-	10A	10A	-
		Inductive load	10A	-	6A	3A	2A
	DC-13	Resistive load	8A	4A	2.2A	1.1A	-
		Inductive load	6A	2A	1.2A	0.6A	-
Contact Material		Silver alloy					

Minimum adaptive load: 3V AC/DC 5mA (reference value) (The scope of usage depends on the usage environment and load type)

### LAMP SPECIFICATIONS

Lamp type	Two-way LED lamp		
Rated voltage	AC/DC 3V	AC/DC 6V	AC/DC 12V
	AC/DC 24V	AC/DC 36V	AC/DC 48V
	AC/DC 110V	AC/DC 220V	AC/DC 380V
Lamp color	R ● G ● Y ● B ● W ●		
Life	$\geq 40000\text{h}$		

# Button Switch $\Phi 22$

Quality as the root · Service as the base



## LA36MA Series Of Metal Coil Button Switch

### CONTACT DESCRIPTION OF SWITCH BASE

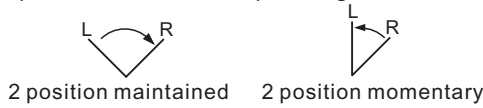
The number on the contact base:

● "1, 2" refers to two terminals of the NC contact, "3, 4" refers to two terminals of the NO contact.

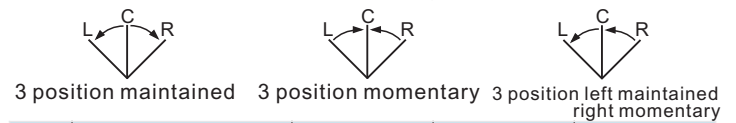
Contact code	10	01	11	20	02
Contact name	1NO	1NC	1NO1NC	2NO	2NC
State diagram					

### WORKING POSITION AND CORRESPONDING CONTACT STATE OF SELECTOR SWITCH

① Opening and closing state diagram of two positions and corresponding contacts



② Opening and closing state diagram of three positions and corresponding contacts



S/N	Model		
1	LA36MA-10■/2		
2	LA36MA-01■/2		
3	LA36MA-11■/2		
4	LA36MA-20■/2		
5	LA36MA-02■/2		
6	LA36MA-22■/2		
7	LA36MA-31■/2		
8	LA36MA-13■/2		
9	LA36MA-40■/2		
10	LA36MA-04■/2		

S/N	Model			
1	LA36MA-11■/3			
2	LA36MA-20■/3			
3	LA36MA-02■/3			
4	LA36MA-22■/3			
5	LA36MA-31■/3			
6	LA36MA-13■/3			
7	LA36MA-40■/3			
8	LA36MA-04■/3			

### IMPLICATION OF TYPE

LA36MA-	○	■/	□	△	○
Code of series	Contact:	Operating type:	Work position of selector switch:	Lamp voltage:	Color:
	10: 1NO 01: 1NC 11: 1NO1NC 20: 2NO 02: 2NC 03: 3NC 22: 2NO2NC 40: 4NO 04: 4NC  NO and NC contacts can be combined as required	BN: flat momentary BNZS: flat maintained DN: flat illuminated momentary DNZS: flat illuminated maintained GN: high momentary GNZS: high maintained M: mushroom momentary MZS: mushroom maintained MD: mushroom illuminated momentary MZSD: mushroom illuminated maintained ZS: metal emergency X: selector switch XB: long handle selector switch XD: illuminated selector switch Y: key-lock selector switch	21: 2 position maintained 22: 2 position momentary 31: 3 position maintained 33: 3 position momentary 32: 3 position left maintained right momentary	AC/DC 3V AC/DC 6V AC/DC 12V AC/DC 24V AC/DC 36V AC/DC 48V AC/DC 110V AC/DC 220V AC/DC 380V	■ R ■ G ■ Y ■ B ○ W ■ BL

Note: the above table is only for model explanation, and some model combinations have no actual products. See the following figure for specific products.

# Button Switch $\Phi 22$


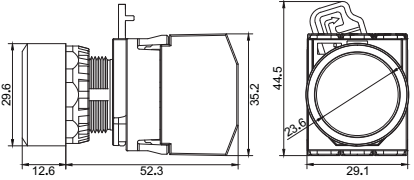

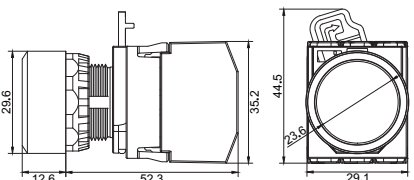

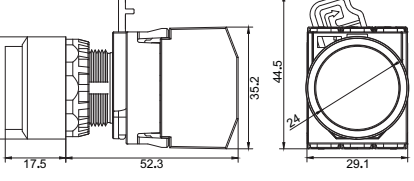

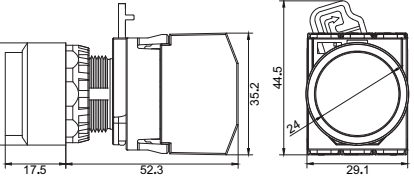

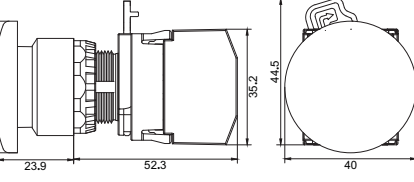

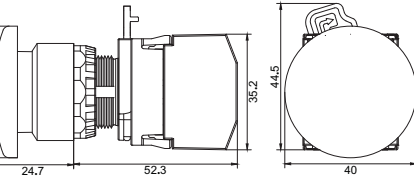
Quality as the root · Service as the base



## LA36MA Series Of Metal Coil Button Switch

PRODUCT SELECTION (The following models are conventional models. Please consult other models for special requirements)

Contact 10, 01, 11, 20, 02, 22, 40, 04    
  LED voltage (AC/DC) 3V 6V 12V 24V 36V 48V 110V 220V 380V    
  Color **R** **G** **Y** **B** **W** **BL**

Picture	Operation	Model	外形尺寸、备注
	Flat momentary	LA36MA-10BN $\circ$	
		LA36MA-01BN $\circ$	
	Flat maintained	LA36MA-10BNZS $\circ$	
		LA36MA-01BNZS $\circ$	
	Flat illuminated momentary	LA36MA-10DN $\triangle$ $\circ$	
		LA36MA-01DN $\triangle$ $\circ$	
	Flat illuminated maintained	LA36MA-10DNZS $\triangle$ $\circ$	
		LA36MA-01DNZS $\triangle$ $\circ$	
	High momentary	LA36MA-10GN $\circ$	
		LA36MA-01GN $\circ$	
	High maintained	LA36MA-10GNZS $\circ$	
		LA36MA-01GNZS $\circ$	
	High illuminated momentary	LA36MA-10GDN $\triangle$ $\circ$	
		LA36MA-01GDN $\triangle$ $\circ$	
	High illuminated maintained	LA36MA-10GDNZS $\triangle$ $\circ$	
		LA36MA-01GDNZS $\triangle$ $\circ$	
	Mushroom momentary	LA36MA-10M $\circ$	Selective Color: <b>R</b> <b>G</b> <b>Y</b> 
		LA36MA-01M $\circ$	
	Mushroom maintained	LA36MA-10MZS $\circ$	
		LA36MA-01MZS $\circ$	
	Mushroom illuminated momentary	LA36MA-10MD $\triangle$ $\circ$	Selective Color: <b>R</b> <b>G</b> <b>Y</b> 
		LA36MA-01MD $\triangle$ $\circ$	
	Mushroom illuminated maintained	LA36MA-10MZSD $\triangle$ $\circ$	
		LA36MA-01MZSD $\triangle$ $\circ$	

# Button Switch $\Phi 22$

Quality as the root · Service as the base



## LA36MA Series Of Metal Coil Button Switch

PRODUCT SELECTION (The following models are conventional models. Please consult other models for special requirements)

Picture	Operation	Model	Shape Dimensions
	Metal emergency	LA36MA-01ZS	The default IP degree is IP54, and IP65 can be customized. 
		LA36MA-02ZS	
		LA36MA-03ZS	
	2 position maintained selector switch	LA36MA-10X/21	Default black, selective Color: <b>R G Y</b> 
	2 position momentary selector switch	LA36MA-10X/22	
	3 position maintained selector switch	LA36MA-20X/31	
	3 position momentary selector switch	LA36MA-20X/33	
	3 position left maintained right momentary selector switch	LA36MA-20X/32	
	Long handle 2 position maintained selector switch	LA36MA-10XB/21	Default black, selective Color: <b>R G Y</b> 
	Long handle 2 position momentary selector switch	LA36MA-10XB/22	
	Long handle 3 position maintained selector switch	LA36MA-20XB/31	
	Long handle 3 position momentary selector switch	LA36MA-20XB/33	
	Long handle 3 position left maintained right momentary selector switch	LA36MA-20XB/32	
	2 position maintained illuminated selector switch	LA36MA-10XD/21 $\Delta$ $\bigcirc$	
	2 position momentary illuminated selector switch	LA36MA-10XD/22 $\Delta$ $\bigcirc$	
	3 position maintained illuminated selector switch	LA36MA-20XD/31 $\Delta$ $\bigcirc$	
	3 position momentary illuminated selector switch	LA36MA-20XD/33 $\Delta$ $\bigcirc$	
	3 position left maintained right momentary illuminated selector switch	LA36MA-20XD/32 $\Delta$ $\bigcirc$	
	2 position maintained key-lock selector switch	LA36MA-10Y/21	
	2 position momentary key-lock selector switch	LA36MA-10Y/22	
	3 position maintained key-lock selector switch	LA36MA-20Y/31	
	3 position momentary key-lock selector switch	LA36MA-20Y/33	
	3 position left maintained right momentary key-lock selector switch	LA36MA-20Y/32	