


# Button Switch $\Phi 22$

Quality as the root · Service as the base



## YJ139-LA38A Series Button Switch

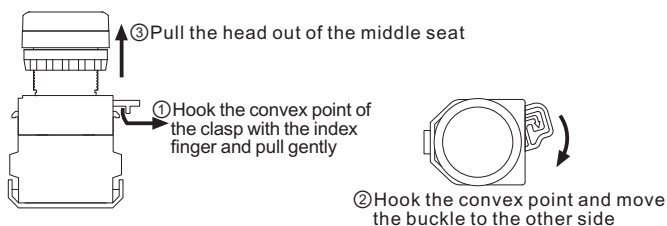


### GENERAL

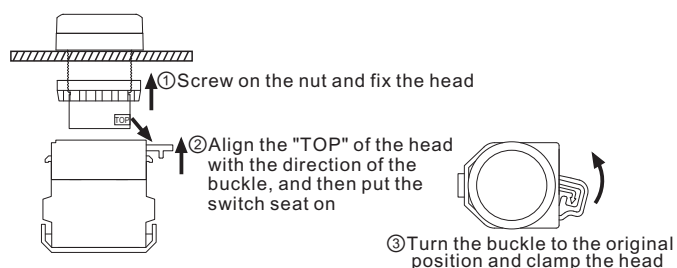
1. This series product, operating part and middle connection adopt convenient and quick installation way. It can be used under every terrible condition because of the lock, fall and vibration resistance.
2. The contact is a self-cleaning flat pressing quick action structure; The switch base can be assembled by building blocks, and can combine up to 8 switch elements according to requirements, which can meet the requirements of various specific control circuits.
3. Installation dimensions:  $\Phi 22$ mm.
4. Function: momentary, maintained, illuminated button, selector switch, key-lock selector switch, emergency, mushroom, Stainless steel button, double-key button.
5. Contact combination: 1NO1NC/2NO/2NC/1NO/1NC.
6. IP degree: IP40; Some products can be customized to IP65 or IP67

### DISASSEMBLY AND INSTALLATION

#### 1. Disassembly steps



#### 2. Installation steps



### LAMP SPECIFICATIONS

Lamp type	Two-way LED lamp		
Rated voltage	AC/DC 6V	AC/DC 12V	AC/DC 24V
	AC/DC 36V	AC/DC 48V	AC/DC 110V
	AC/DC 220V	AC/DC 380V	
	AC 110V	AC 220V	AC 380V
Lamp color	R ● G ● Y ● B ● W ○		
Life	≥40000h		

### SPECIFICATION

Operating temperature	-25°C~+55°C(Ice free)	
Operating humidity	45~85%RH	
Contact resistance	≤50mΩ	
Insulation resistance	≥100MΩ	
Dielectric strength	1890VAC/50Hz/60s	
Vibration resistance	50Hz, Amplitude 1.0mm	
Shock resistance	> 10g	
Mechanical life	momentary	≥2,000,000 times
	maintained, selector switch	≥1,000,000 times
	key-lock selector switch, emergency	≥500,000 times
Electrical life	≥200,000 times	
Terminal	Screw connection, wire diameter: 2×1.5mm Largest insert terminal: 6.3×0.8mm	

### SWITCH RATING

Rated insulation voltage(Ui)		440V					
Thermal current(Ith)		10A					
Rated voltage(Ue)		24V	48V	110V	220V	380V	
Rated current (Ie)	AC-15 50/60Hz	Resistive load	10A	-	10A	10A	-
		Inductive load	10A	-	6A	3A	2A
	DC-13	Resistive load	8A	4A	2.2A	1.1A	-
		Inductive load	6A	2A	1.2A	0.6A	-
Contact Material		Silver alloy					

Minimum adaptive load: 3V AC/DC 5mA (reference value) | (The scope of usage depends on the usage environment and load type)

# Button Switch $\Phi 22$

Quality as the root · Service as the base



## YJ139-LA38A Series Button Switch

### CONTACT DESCRIPTION OF SWITCH BASE

The number of the black label on the switch base :

- The first digit "1" indicates the first pair of contacts on the first switch base, and "2" indicates the second pair of contacts on the first switch base.
- The second digit "1, 2" refers to two terminals of the NC contact, "3, 4" refers to two terminals of the NO contact point.

Contact code	11	20	02	10	01
Contact name	1NO1NC	2NO	2NC	1NO	1NC
State diagram					

### WORKING POSITION AND CORRESPONDING CONTACT STATE OF SELECTOR SWITCH

① Opening and closing state diagram of two positions and corresponding contacts

2 position maintained

2 position momentary

S/N	Model		
1	YJ139-LA38A-11■/2		
2	YJ139-LA38A-20■/2		
3	YJ139-LA38A-02■/2		
4	YJ139-LA38A-22■/2		
5	YJ139-LA38A-31■/2		
6	YJ139-LA38A-13■/2		
7	YJ139-LA38A-40■/2		
8	YJ139-LA38A-04■/2		

② Opening and closing state diagram of three positions and corresponding contacts

3 position maintained

3 position momentary

3 position left maintained right momentary

S/N	Model			
1	YJ139-LA38A-11■/3			
2	YJ139-LA38A-20■/3			
3	YJ139-LA38A-02■/3			
4	YJ139-LA38A-22■/3			
5	YJ139-LA38A-31■/3			
6	YJ139-LA38A-13■/3			
7	YJ139-LA38A-40■/3			
8	YJ139-LA38A-04■/3			

### IMPLICATION OF TYPE


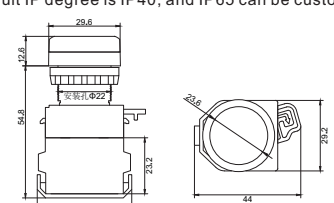

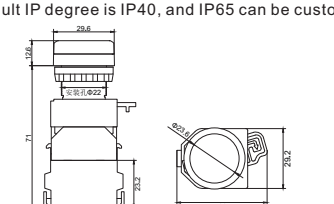

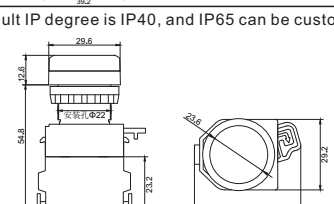

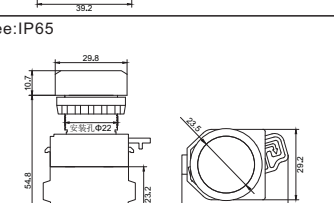

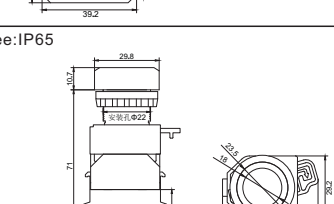

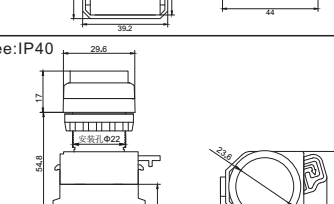

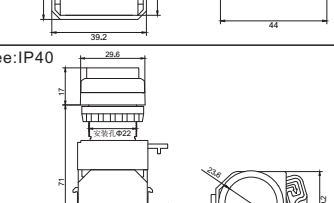
YJ139-LA38A-	⊙	■/	□	▲	△	○
Code of series	Contact:	Operating type:	Work position of selector switch:	Special requirements function:	Lamp voltage:	Color :
	11: 1NO1NC 20: 2NO 02: 2NC 10: 1NO 01: 1NC 22: 2NO2NC 40: 4NO  NO and NC contacts can be combined as required	BN: flat momentary BNZS: flat maintained DN: flat illuminated momentary DNZS: flat illuminated maintained GN: high momentary GNZS: high maintained GDN: high illuminated momentary GDNZS: high illuminated maintained E: ring lamp momentary EZ: ring lamp maintained M: mushroom momentary MZS: mushroom maintained ZS: emergency ZS/STOP: STOP symbol emergency ZS/A: metal emergency X: selector switch XD: illuminated selector switch Y: key-lock selector switch B: double-key button D: illuminated double-key button	21: 2 position maintained 22: 2 position momentary 31: 3 position maintained 33: 3 position momentary 32: 3 position left maintained right momentary	No letters: convention S: stainless steel head F: waterproof FH: custom symbol FF: waterproof and custom symbol	AC/DC 6V AC/DC 12V AC/DC 24V AC/DC 36V AC/DC 48V AC/DC 110V AC/DC 220V AC/DC 380V AC 110V AC 220V AC 380V	■R ■G ■Y ■B □W ■BL

Note: the above table is only for model explanation, and some model combinations have no actual products. See the following figure for specific products.

# Button Switch $\Phi 22$

## YJ139-LA38A Series Button Switch


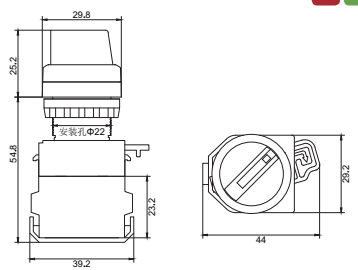

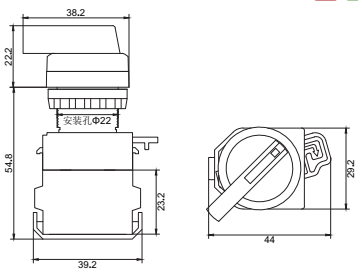

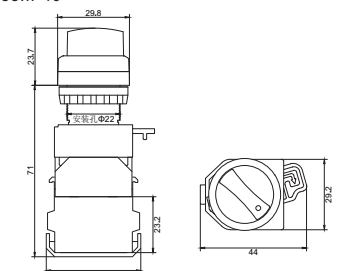

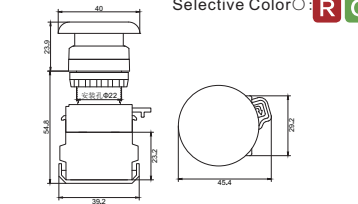

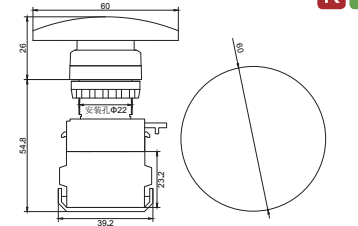

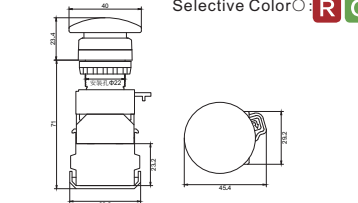
PRODUCT SELECTION (The following models are conventional models. Please consult other models for special requirements)

Picture	Operation	Model	Shape Dimensions
	Flat momentary	YJ139-LA38A-11BN $\circ$	The default IP degree is IP40, and IP65 can be customized. 
	Flat maintained	YJ139-LA38A-11BNZS $\circ$	
	Flat illuminated momentary	YJ139-LA38A-11DN $\Delta$ $\circ$	The default IP degree is IP40, and IP65 can be customized. 
	Flat illuminated maintained	YJ139-LA38A-11DNZS $\Delta$ $\circ$	
	Flat custom symbol momentary	YJ139-LA38A-11BN/FH $\circ$	The default IP degree is IP40, and IP65 can be customized. 
	Flat custom symbol maintained	YJ139-LA38A-11BNZS/FH $\circ$	
	Stainless steel head momentary	YJ139-LA38A-11BN/S	IP degree: IP65 
	Stainless steel head maintained	YJ139-LA38A-11BNZS/S	
	Stainless steel head illuminated ring lamp momentary	YJ139-LA38A-11E/S $\Delta$ $\circ$	IP degree: IP65 
	Stainless steel head illuminated ring lamp maintained	YJ139-LA38A-11EZ/S $\Delta$ $\circ$	
	High momentary	YJ139-LA38A-11GN $\circ$	IP degree: IP40 
	High maintained	YJ139-LA38A-11GNZS $\circ$	
	High illuminated momentary	YJ139-LA38A-11GDN $\Delta$ $\circ$	IP degree: IP40 
	High illuminated maintained	YJ139-LA38A-11GDNZS $\Delta$ $\circ$	

# Button Switch $\Phi 22$

## YJ139-LA38A Series Button Switch

PRODUCT SELECTION (The following models are conventional models. Please consult other models for special requirements)


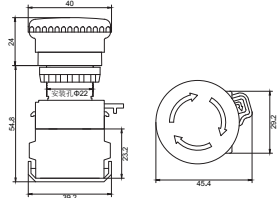

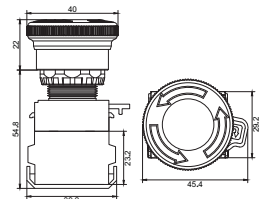

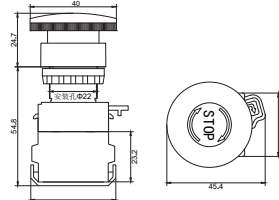

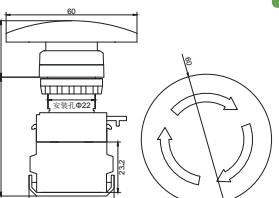

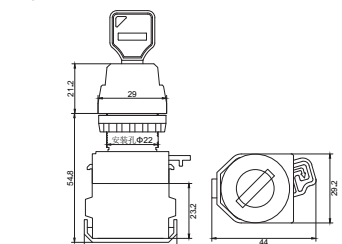

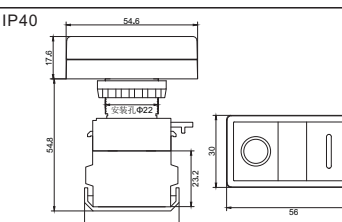

Picture	Operation	Model	Shape Dimensions
	2 position maintained selector switch	YJ139-LA38A-11X/21	IP degree: IP40; default black, selective Color: <b>R G Y</b> 
	2 position momentary selector switch	YJ139-LA38A-11X/22	
	3 position maintained selector switch	YJ139-LA38A-20X/31	
	3 position momentary selector switch	YJ139-LA38A-20X/33	
	3 position left maintained right momentary selector switch	YJ139-LA38A-20X/32	
	Long handle 2 position maintained selector switch	YJ139-LA38A-11XB/21	IP degree: IP40; default black, selective Color: <b>R G Y</b> 
	Long handle 2 position momentary selector switch	YJ139-LA38A-11XB/22	
	Long handle 3 position maintained selector switch	YJ139-LA38A-20XB/31	
	Long handle 3 position momentary selector switch	YJ139-LA38A-20XB/33	
	Long handle 3 position left maintained right momentary selector switch	YJ139-LA38A-20XB/32	
	2 position maintained illuminated selector switch	YJ139-LA38A-11XD/21 $\Delta$ $\bigcirc$	IP degree: IP40 
	2 position momentary illuminated selector switch	YJ139-LA38A-11XD/22 $\Delta$ $\bigcirc$	
	3 position maintained illuminated selector switch	YJ139-LA38A-20XD/31 $\Delta$ $\bigcirc$	
	3 position momentary illuminated selector switch	YJ139-LA38A-20XD/33 $\Delta$ $\bigcirc$	
	3 position left maintained right momentary illuminated selector switch	YJ139-LA38A-20XD/32 $\Delta$ $\bigcirc$	
	Mushroom momentary	YJ139-LA38A-11M $\bigcirc$	The default IP degree is IP40, and IP65 can be customized. Selective Color: <b>R G Y</b> 
	Mushroom maintained	YJ139-LA38A-11MZS $\bigcirc$	
	$\phi 60$ big mushroom momentary	YJ139-LA38A-11M/60 $\bigcirc$	The default IP degree is IP40, and IP65 can be customized. Selective Color: <b>R G</b> 
	$\phi 60$ big mushroom maintained	YJ139-LA38A-11MZS/60 $\bigcirc$	
	Mushroom illuminated momentary	YJ139-LA38A-11MD $\Delta$ $\bigcirc$	The default IP degree is IP40, and IP65 can be customized. Selective Color: <b>R G Y</b> 
	Mushroom illuminated maintained	YJ139-LA38A-11MZSD $\Delta$ $\bigcirc$	



# Button Switch $\Phi 22$

## YJ139-LA38A Series Button Switch

PRODUCT SELECTION (The following models are conventional models. Please consult other models for special requirements)

Picture	Operation	Model	Shape Dimensions
	Emergency	YJ139-LA38A-11ZS	IP degree: IP54; default red, selective Color $\bigcirc$ : <b>G</b> 
	Metal emergency	YJ139-LA38A-11ZS/A	The default IP degree is IP40, and IP65 can be customized. 
	STOP symbol emergency	YJ139-LA38A-11ZS/STOP	IP degree: IP40 
	$\phi 60$ big head emergency	YJ139-LA38A-11ZS/60	IP degree: IP40; default red, selective Color $\bigcirc$ : <b>G</b> 
	2 position maintained key-lock selector switch	YJ139-LA38A-11Y/21	IP degree: IP40 
	2 position momentary key-lock selector switch	YJ139-LA38A-11Y/22	
	3 position maintained key-lock selector switch	YJ139-LA38A-20Y/31	
	3 position momentary key-lock selector switch	YJ139-LA38A-20Y/33	
	3 position left maintained right momentary key-lock selector switch	YJ139-LA38A-20Y/32	
	Double-key momentary	YJ139-LA38A-11B	IP degree: IP40 
	Double-key illuminated momentary	YJ139-LA38A-11D $\Delta$	IP degree: IP40 