


## YJ Series Electromagnetic Relay

### GENERAL



With Maintained Test Button

- According to the color of LED signal lamp, we can identify the AC coil or DC coil.
- The tape of coil is printed coil specifications, the recognition is higher.
- All products have mechanical indicator.



### IMPLICATION OF TYPE

YJ	⊙	▲	□	☆-	■	△
Series code	Group number of contacts: 2: 2pairs (8pin) 3: 3pairs (11pin) 4: 4pairs (14pin)	LED signal lamp: N: with LED signal lamp (default) NO letter: without LED signal lamp (Customized)	Test button: T: with test button NO letter: without test button	Inrush protection: L: with inrush protection NO letter: without inrush protection	Type of relay: GS: low power electromagnetic relay LY: high power electromagnetic relay	The voltage of coil: (AC): 5VAC, 6VAC, 12VAC, 24VAC, 36VAC, 48VAC, 110VAC, 220VAC, 380VAC (DC): 5VDC, 6VDC, 12VDC, 24VDC, 36VDC, 48VDC, 110VDC, 220VDC



Note: The above table only explains the model. Some models have no actual products. The specific products can be selected as shown in the following figure.

### TYPE SELECTION

Product chart	Type	Matching socket	Type
	YJ2N-GS 2 pairs low power (8 pins) Replaceable type:MY2NJ、HH52P		YJF08A-E 2 pairs low power matching socket (Default buckle)
	YJ3N-GS 3 pairs low power (11 pins) Replaceable type:MY3NJ、HH53P		YJF11A-E 3 pairs low power matching socket (Default buckle)
	YJ4N-GS 4 pairs low power (14 pins) Replaceable type:MY4NJ、HH54P		YJF14A-E 4 pairs low power matching socket (Default buckle)
	YJ2N-LY 2 pairs high power (8 pins) Replaceable type:LY2NJ、HH62P		YJTF08A-E 2 pairs high power matching socket (Default buckle)

## YJ Series Electromagnetic Relay

### TYPE SELECTION

Product chart	Type	Matching socket	Type
	YJ4N-LY 4 pairs high power (14 pins) Replaceable type: LY4NJ、HH64P		YJTF14A 4 pairs high power matching socket (Default buckle)

### SWITCH PART

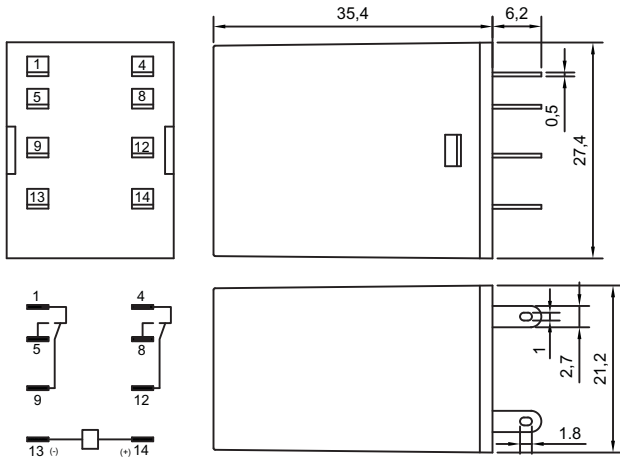
	Low power 2 pairs		Low power 3 pairs and 4 pairs		High power 2 pairs and 4 pairs	
	Resistive Load	Inductive load ( $\cos \phi = 0.4$ 、 L/R=7ms)	Resistive Load	Inductive load ( $\cos \phi = 0.4$ 、 L/R=7ms)	Resistive Load	Inductive load ( $\cos \phi = 0.4$ 、 L/R=7ms)
Contact form	2c		3c、4c		2c、4c	
Contact structure	Single contact					
Contact material	Ag					
Rated load	AC220V 5A DC24V 5A	AC220V 2A DC24V 2A	AC220V 3A DC24V 3A	AC220V 0.8A DC24V 1.5A	AC110V 10A DC24V 10A	AC110V 7.5A DC24V 5A
Rated current	5A		3A		10A	
Max contact voltage	AC250V、DC220V		AC250V、DC220V		AC250V、DC220V	
Max contact current	5A		3A		10A	
Max switch capacity	100VA 120W	440VA 48W	660VA 720W	176VA 36W	100VA 240W	440VA 96W

### SPECIFICATION

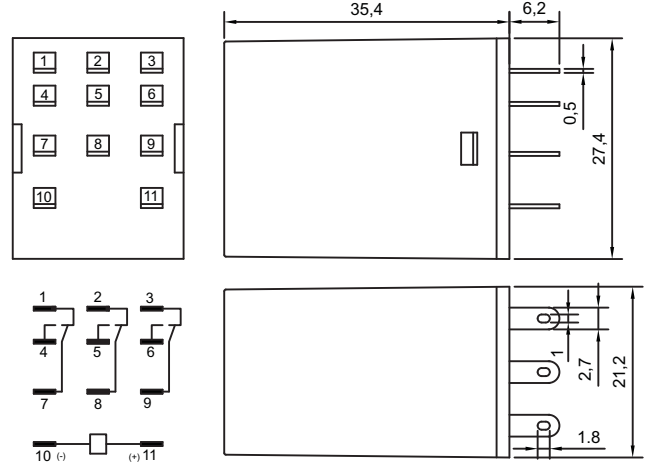
		2 pairs	4pairs
Contact resistance		$\leq 100\text{m}\Omega$	
Operating time		$\leq 20\text{ms}$	
Release time		$\leq 20\text{ms}$	
Max switching frequency	Mechanical	18000 times/hour	
	Rated load	2400 times/hour	
Insulation resistance		$\geq 1000\text{M}\Omega$	
Dielectric strength	Between contacts and coil	AC2,000V 50/60Hz 1min	
	Between opposite pole contact	AC2,000V 50/60Hz 1min	
	Between same pole contact	AC1,000V 50/60Hz 1min	
Vibration	Durability	10 ~ 55 ~ 10Hz、Double-amplitude1.0mm	
	Malfunction	10 ~ 55 ~ 10Hz、Double-amplitude1.0mm	
Shock	Durability	1,000 $\text{m/s}^2$ (about 100G)	
	Malfunction	200 $\text{m/s}^2$ (about 20G)	
Durability	Mechanical	50,000,000 times(Switching frequency 18000 times/hour)	
	Electrical	500,000 times(Switching frequency 2400 times/hour)	200,000 times(Switching frequency 2400 times/hour)
Operating temperature		Standard -55°C ~ +70°C(no freezing, no condensation) With action inductor -40°C ~ +70°C(no freezing, no condensation)	
Operating humidity		5 ~ 85%RH	

## YJ Series Electromagnetic Relay

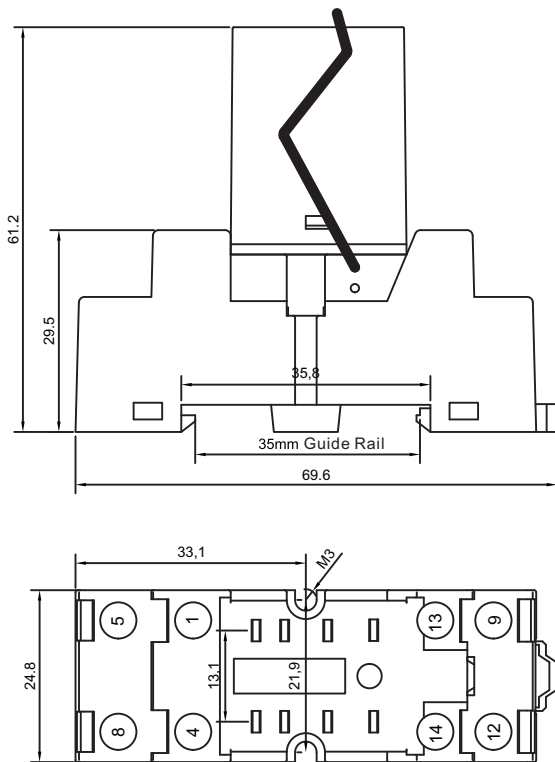
### SHAPE AND INSTALLATION DIMENSIONS, INTERNAL WIRING DIAGRAM



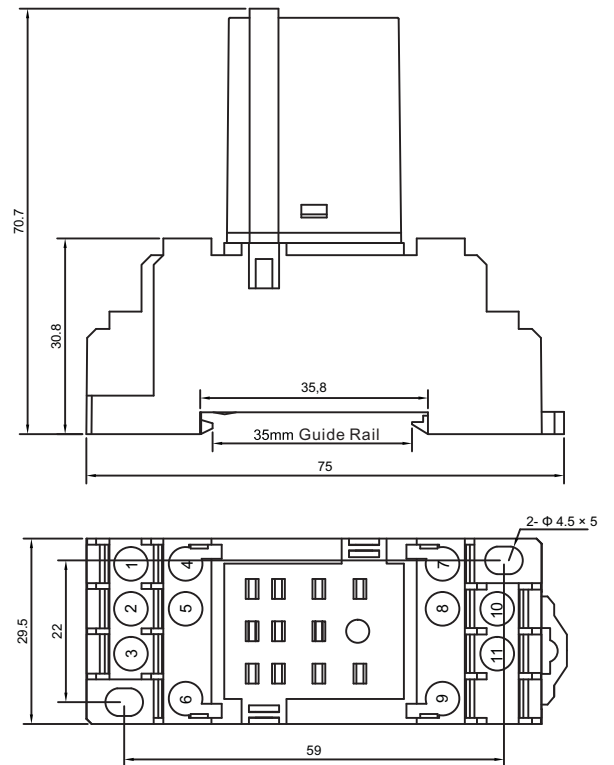
YJ2N-GS Shape and installation dimensions, internal wiring diagram  
(Matching the socket of the figure below)



YJ3N-GS Shape and installation dimensions, internal wiring diagram  
(Matching the socket of the figure below)



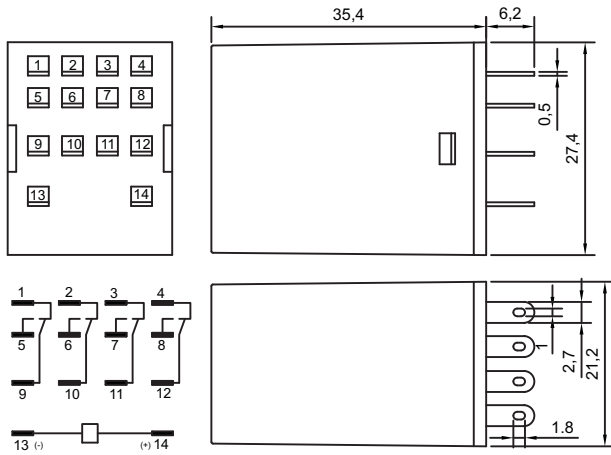
YJF08A-E socket shape and installation dimensions, internal wiring diagram  
(Matching the relay of the figure above)



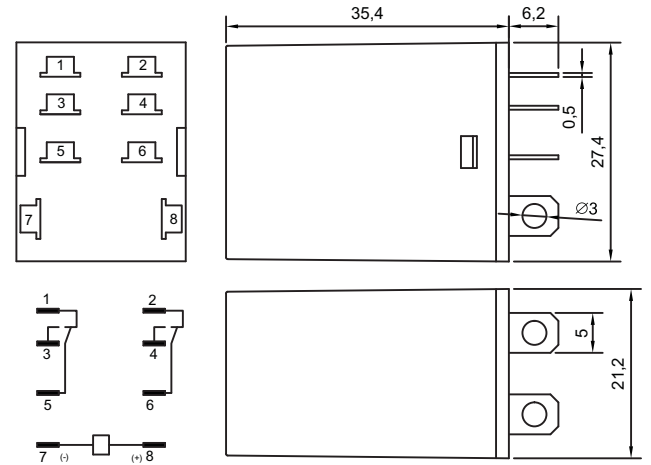
YJF11B-E socket shape and installation dimensions, internal wiring diagram  
(Matching the relay of the figure above)

## YJ Series Electromagnetic Relay

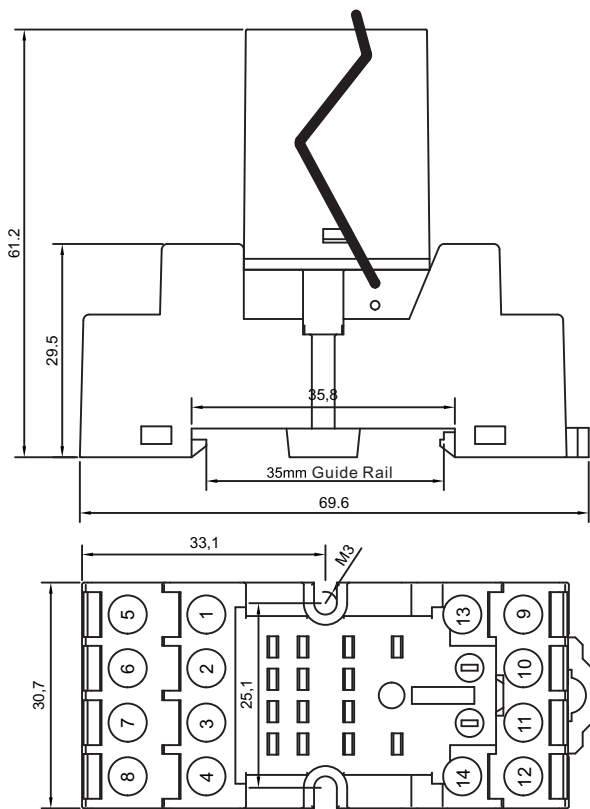
### SHAPE AND INSTALLATION DIMENSIONS, INTERNAL WIRING DIAGRAM



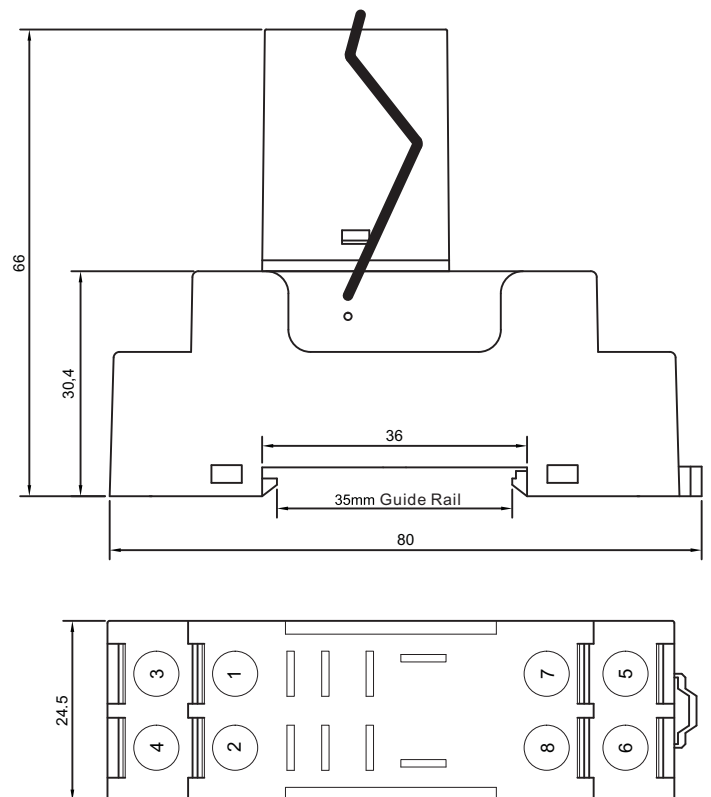
YJ4N-GS Shape and installation dimensions, internal wiring diagram  
(Matching the socket of the figure below)



YJ2N-LY Shape and installation dimensions, internal wiring diagram  
(Matching the socket of the figure below)



YJF14A-E socket shape and installation dimensions, internal wiring diagram  
(Matching the relay of the figure above)

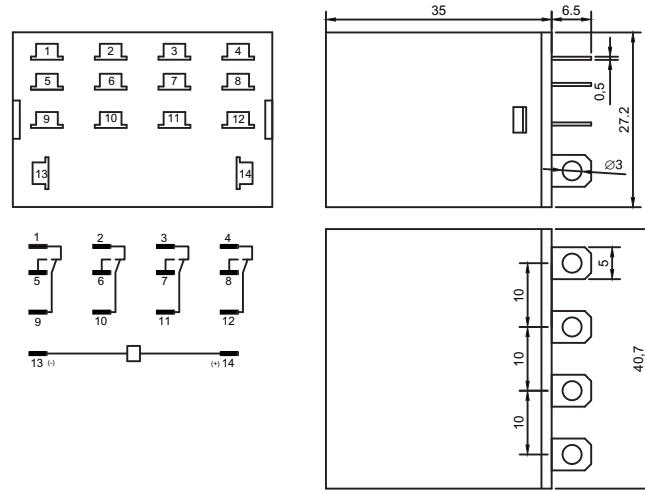


YJTF08A-E socket shape and installation dimensions, internal wiring diagram  
(Matching the relay of the figure above)

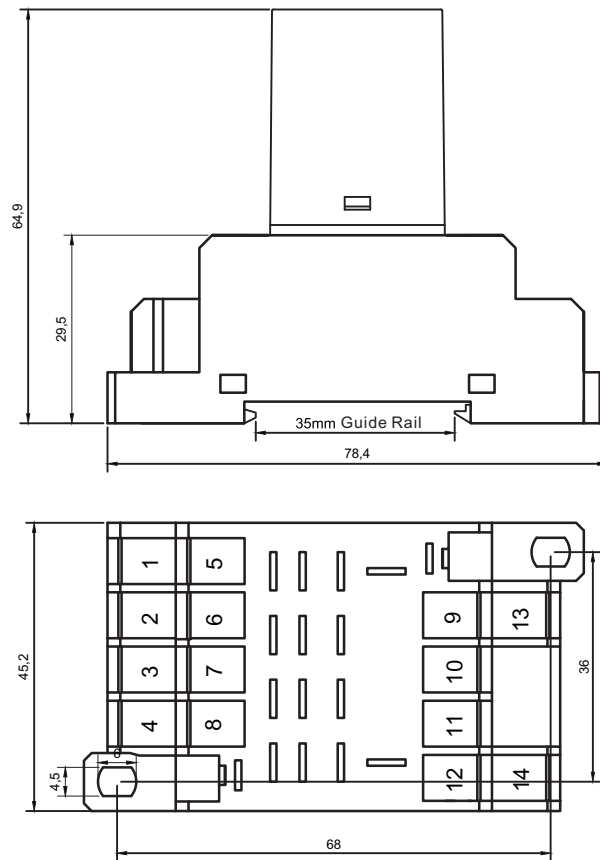


## YJ Series Electromagnetic Relay

### SHAPE AND INSTALLATION DIMENSIONS, INTERNAL WIRING DIAGRAM



YJ4N-LY Shape and installation dimensions, internal wiring diagram  
(Matching the socket of the figure below)



YJTF14A socket shape and installation dimensions, internal wiring diagram  
(Matching the relay of the figure above)